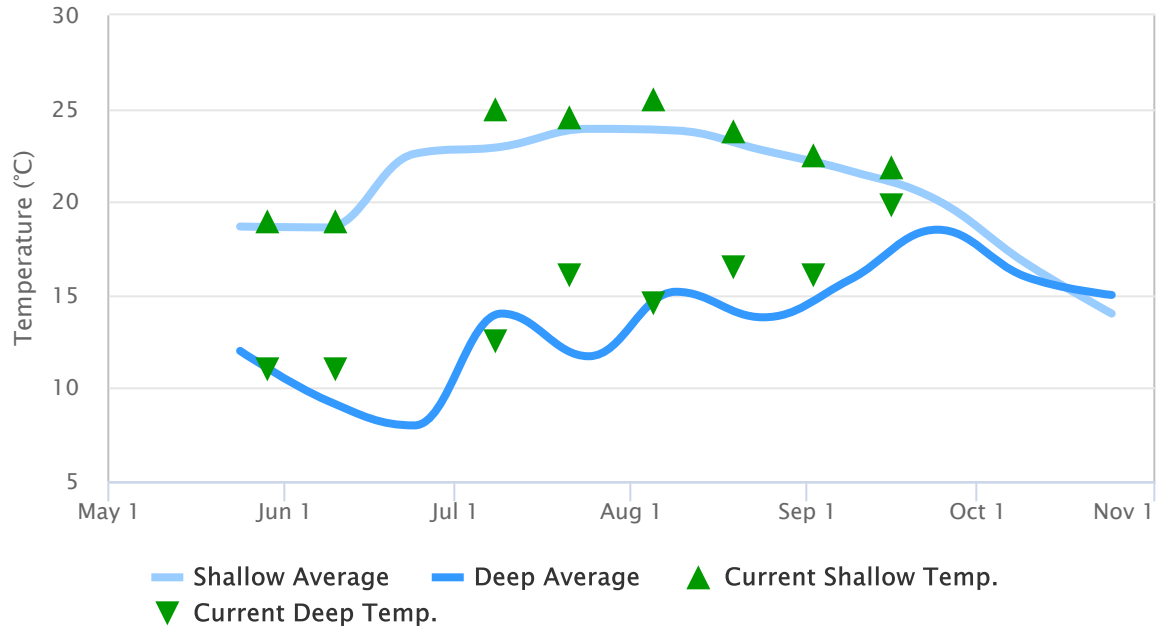


Eagle Lake – Water Temperature

Comparing 2018 with Prior Averages



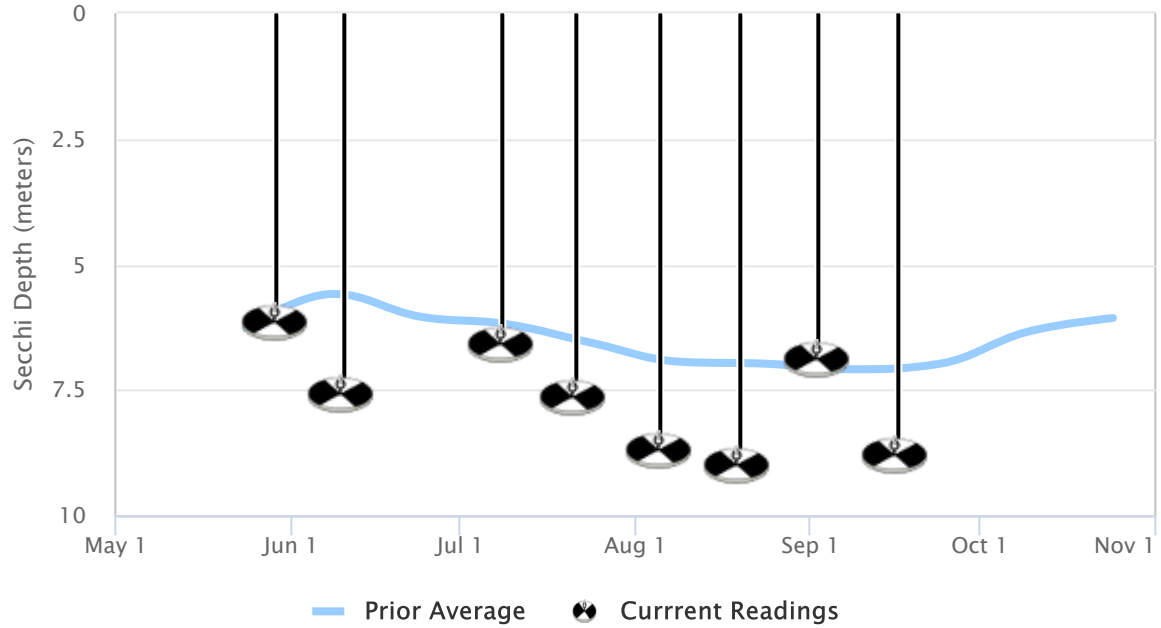
Highcharts.com

The latest shallow water temperature reading is around the average of prior year readings for the period September 16 to 30. This year's shallow water temperature readings are tending to be higher than normal when compared to the average of readings collected from 2000 to 2017.

There are currently only 4 prior year records for the period September 16 to 30 which is not enough prior deep water temperature readings to determine if the latest reading varies materially from prior year averages. This year's deep water temperature readings are about the same as the average of readings collected from 2006 to 2017.

Eagle Lake – Water Clarity – Secchi Readings

Comparing 2018 with Prior Averages

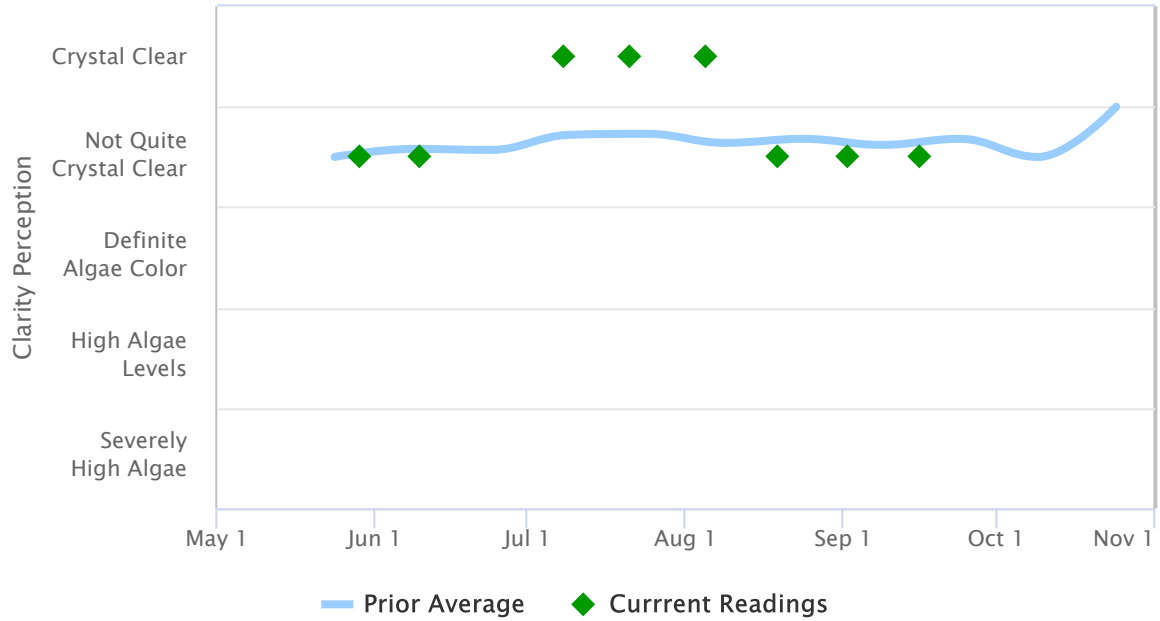


Highcharts.com

The latest Secchi disk reading is better than the average of prior year readings for the period September 16 to 30. This year's Secchi disk readings are tending to be better than normal when compared to the average of readings collected from 2000 to 2017.

Eagle Lake – Lake Perception – Clarity

Comparing 2018 with Prior Averages

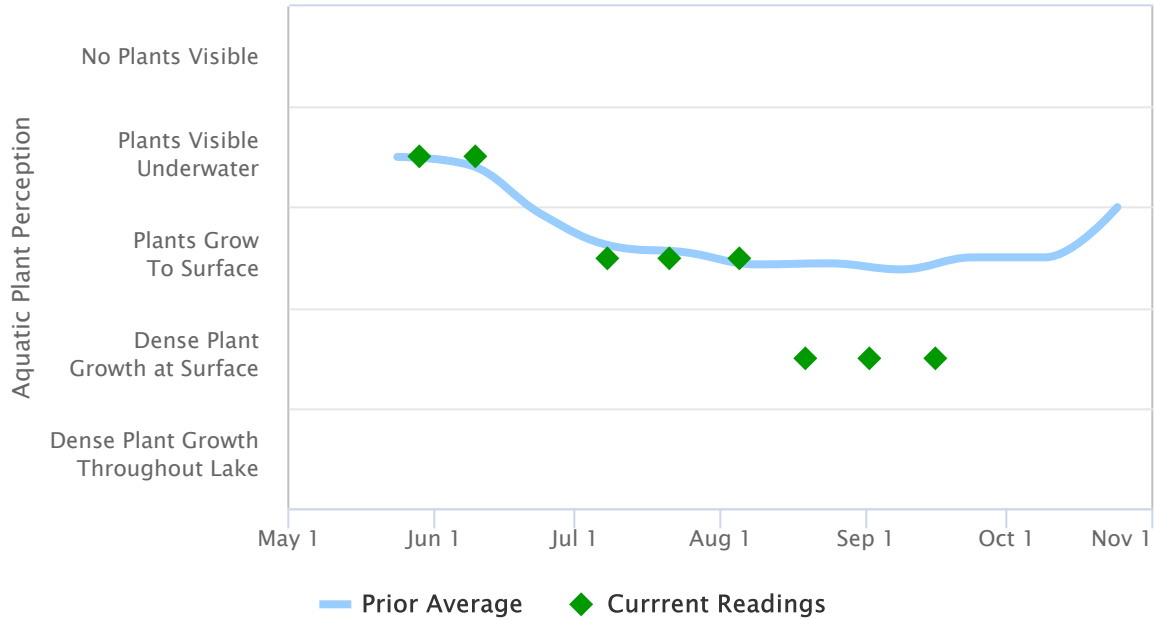


Highcharts.com

The latest water clarity perception is around the average of prior year readings for the period September 16 to 30. This year's water clarity perceptions are tending to be higher than normal when compared to the average of readings collected from 2000 to 2017.

Eagle Lake – Lake Perception – Plants

Comparing 2018 with Prior Averages

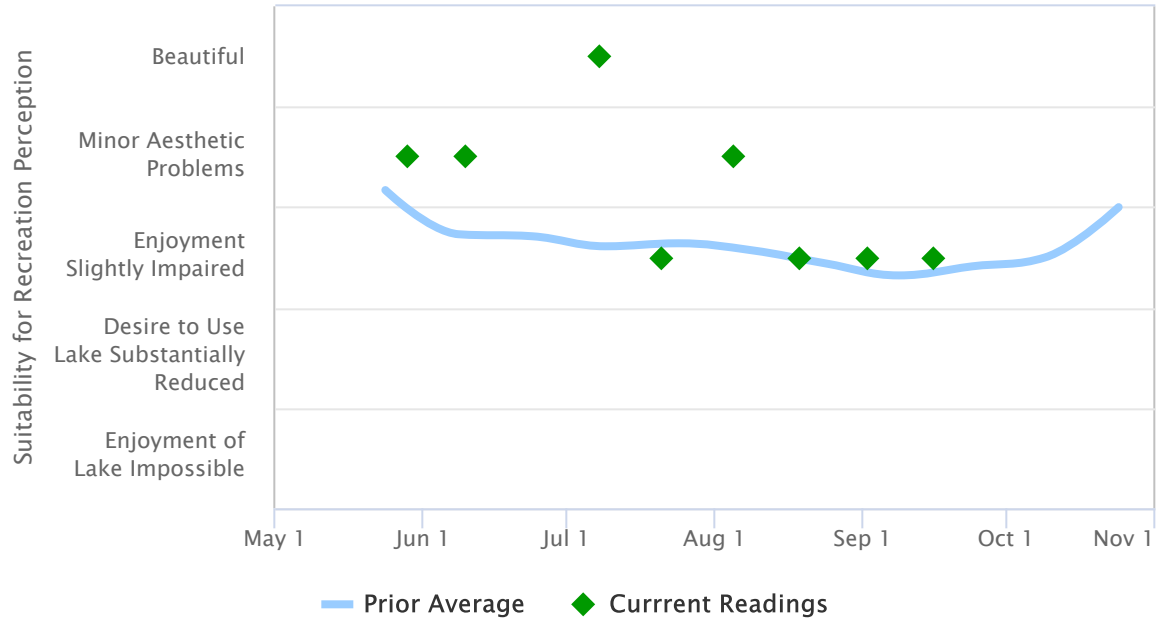


Highcharts.com

The latest aquatic plant perception is less favorable than the average prior year readings for the period September 16 to 30. This year's aquatic plant perceptions are tending to be lower than normal when compared to the average of readings collected from 2000 to 2017.

Eagle Lake – Lake Perception – Recreation

Comparing 2018 with Prior Averages



Highcharts.com

The latest recreational use perception is around the average of prior year readings for the period September 16 to 30. This year's recreational use perceptions are tending to be higher than normal when compared to the average of readings collected from 2000 to 2017.